

# Trans Ep.12+

## High Priest

### Gears/Stats

- **Top Headgear:** *Yellow Ribbon/Bandana - I love China*
- **Mid Headgear:** *Sunglasses [Nightmare] - [Leib Olmai]*
- **Low Headgear:** *Well Chewed Pencil - 4 Leaf Clover*
- **Armor:** *Valk Armor [Marc] - [Evil Druid] - Ifrit Armor - Diab. Robe*
- **Weapon:** *Long Mace - Unarmed*
- **Shield:** *Valk Shield [Horn]*
- **Garment:** *Proxy [Noxious]*
- **Footgear:** *Diab. Boots [Green Ferus] - [Matyr] - Glorious Shoes - Crystal Pumps*
- **Accessory:** *Aspd Accessory [Alligator] - Rosary*
- **Accessory:** *Aspd Accessory [Alligator] - Rosary*



100% stun resistance = 100 luk + 80 vit.

Reduce your vit if the enemy gypsies aren't using scream.

The distribution of agi/dex depends on your personal preference.

Use female.

### Gameplay

Stack on 1st/2nd Line to cover Chems DD and Professors.

Make sure all your party has **Blessing**, use the friend list and/or party list to **Bless** Professors OLP and Chem DD.

Cast **Increase Agi** as soon as they get dispelled on (Chemdd/spp/dlp/clown/sniper/hwdd/fs/stalker/linker).

Spam **Lex Aeterna** on targets when they are called, or some enemy is too far ahead from their stack, or your party is full buffed.

Use **Gloria** if u are in the party with the Sniper before the GVG, Use **Aspersio** on the Sniper before the GVG using friends list or party window, same with **Impo**.

Use **Recovery** on classes that are stone cursed or frozen.

**Pneuma** on guild mates that miss click.

If both guilds are too close stop **Blessing** first liners and switch to DLP, Clown, Spp, Paladin or use **Lex** on enemies.

<https://www.youtube.com/watch?v=otwC1p1hixs> -

Absinthium(Pía)

<https://www.youtube.com/watch?v=HwRYkPLgsPU> -

Clarky

<https://www.youtube.com/watch?v=nUanxlqhVdw> -

JunoReactor

<https://www.youtube.com/watch?v=yIjnzTbEyGM> -

Click

<https://www.youtube.com/watch?v=IZQmfJ5KrN8> -

Tonats

<https://www.youtube.com/watch?v=t7EEXbWGRfc> -

Seven

<https://www.youtube.com/watch?v=XU6dN2oMTVg> -

Whalekins

<https://www.youtube.com/watch?v=JPFuRNCWBrA>-

Proxy

[https://www.youtube.com/watch?v=u-E7\\_hRhgF0](https://www.youtube.com/watch?v=u-E7_hRhgF0) -

Kev Kun

Stats and Gear change depends on each server and personal preferences.

## Soul Linker

### Gears/Stats

- **Top Headgear:** Yellow Ribbon/Bandana - I love China - LBH - Slotted Hat [Gemini]
- **Mid Headgear:** Sunglasses [Nightmare] - [Gemini]
- **Low Headgear:** Well Chewed Pencil - 4 Leaf Clover
- **Armor:** Ifrit Fire armor +3 Dex [Marc Card] - Glorious Suit - Warlock's Battle Robe
- **Weapon:** Combat Knife - Knife[Drops] - [Cecil Damon]
- **Shield:** Valk Shield [Horn] - [Thara Frog]
- **Garment:** Glorious Muffler - Beach Manteau - Commander's Manteau
- **Footgear:** Glorious Shoes - Combat Boots[Green Ferus]
- **Accessory:** Glove [Zerom] - [Alligator]
- **Accessory:** Glove[Zerom] - [Alligator]

Equipment	
General	Styles
RWC 2008 Dragon Helm...	Robo Eye of Stability
4 Leaf Clover In Mouth R	Glorious Suit (+3 Dex)
Combat Knife	Cranial Valkyrja's Shield
Glorious Muffler	Glorious Shoes
Four Leaf Clover Glove	Four Leaf Clover Glove

Status	Show Equip	
Str 1 +23 2	Atk 139 +0	Def 14 +99
Agi 53+26 7	Matk 65 +90	Mdef 5 +36
Vit 80+19 9	Hit 244	Flee 178 +2
Int 1 +35 2	Critical 5	Aspd 178
Dex 99+46 11	Status Point	0
Luk 1 +13 2	Guild	

bridge

<https://www.youtube.com/watch?v=qxosrzZfa78>

ResQ

<https://www.youtube.com/watch?v=0gYTkFRJDVo>

- Sign

<https://www.youtube.com/watch?v=ImMPm-Z3DP4>

- Regret

Equipment	
General	Styles
RWC 2008 Dragon Helm...	Robo Eye of Stability
4 Leaf Clover In Mouth R	Unfrozen Lucius's Fierc...
Quadruple Rapid Knife	Heavy Valkyrja's Shield
Anti-Sniping Beach Manteau	Glorious Shoes
Nimble Glove	Nimble Glove

Status	Show Equip	
Str 1 +24 2	Atk 79 +0	Def 18 +99
Agi 54+26 7	Matk 63 +87	Mdef 5 +37
Vit 80+19 9	Hit 129	Flee 179 +2
Int 1 +36 2	Critical 5	Aspd 184
Dex 98+52 11	Status Point	0
Luk 3 +13 2	Guild	

backline

Use male.

### Gameplay

Stack on 2nd Line to cover Chems DD.

Link Wizard or they will die from enemy Katie, and Clown so it casts songs faster.

Link Stalker so it doesn't get dispelled, Creators so he can use Berserk Pitcher on the Sniper.

Link Soul Linkers so they can cast Kaupe and Katie.

Kaite 0 Vit jobs HW DD / Sniper / Chem DD / Stalker DD.

Kaupe Vit jobs Professor OLP / Tarot / HP first line.

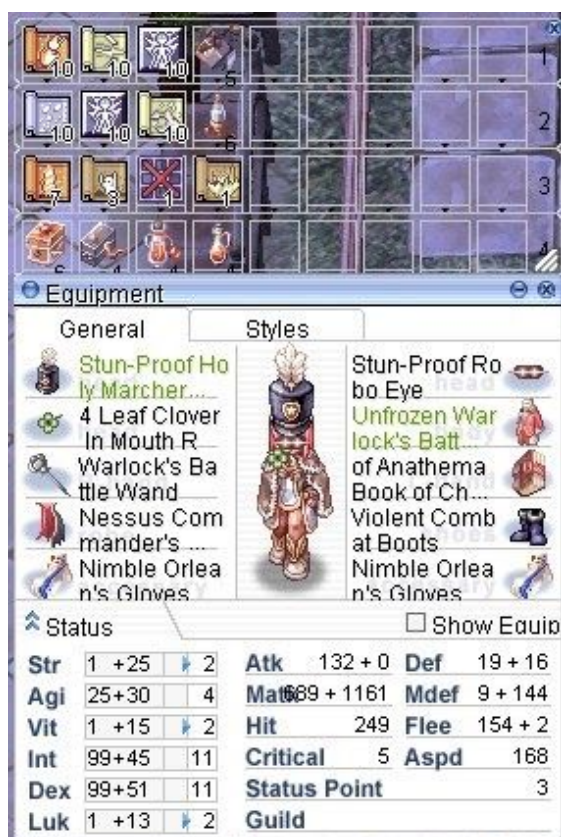
Link, Kaupe and Kaite Slow Grace Gypsy, when she goes outside the stack is because she wants to get buffed.

Stats and Gear change depends on each server and personal preferences.

## High Wizard DD

### Gears/Stats

- **Top Headgear:** *Parade Hat [Stalactic Golem] - RWC Gold*
- **Mid Headgear:** *Sunglasses [Stalactic Golem] - [Isilla]*
- **Low Headgear:** *Well Chewed Pencil - 4 Leaf Clover*
- **Armor:** *Warlock's Battle Robe +3 dex [Marc] - [Evil Druid] - [Agav]*
- **Weapon:** *Warlock's Battle Wand*
- **Shield:** *Valk Shield [Flame Skull] - Magic Bible Vol.1 - Thorny Buckler*
- **Garment:** *Commander's Manteau [Salamander]*
- **Footgear:** *Combat Boots [Zombie Slaughter]*
- **Accessory:** *Orleans Glove [Zerom] - Bradium Earring*
- **Accessory:** *Orleans Glove [Zerom] - Bison Horn*



[https://www.youtube.com/watch?v=mcGOIxX6e\\_Q-taira](https://www.youtube.com/watch?v=mcGOIxX6e_Q-taira)

<https://www.youtube.com/watch?v=Xos63jvImS8> - Smokie

<https://www.youtube.com/watch?v=seEfiidX9cE> - Chinese Batman

Use female.

### Gameplay

Stack on 3rd Line and to a side of the stack to not receive magic nor sharp shooting damage.

Spam Meteor, if the enemy guild is building with ifrit armor keep always 1 sg running every 5 seconds recast it.

JT on players that leaks, Gypsies, when the enemy start to wipe on low vit targets.

Quagmire and fire pillar so enemy gypsies don't go in your stack, careful where u cast and when the quagmires u don't want to quag your own guild or when your gypsy is about to go in .

SG and LOV when u feel like it to kill slow grace gypsy.

Amply + SG when enemy land drops.



Stats and Gear change depends on each server and personal preferences.

## High Wizard FS

### Gears/Stats

- **Top Headgear:** *I Love China / Apple of Archer / RWC Gold [Gemini]*
- **Mid Headgear:** *Sunglasses [Nightmare] - [Gemini]*
- **Low Headgear:** *Well Chewed Pencil - 4 Leaf Clover*
- **Armor:** *Warlock's Battle Robe +3 dex [Evil Druid] - Ifrit Armor [Marc] - Diab.Robe[Marc]*
- **Weapon:** *Knife [Drops] - [Cecil Damon]*
- **Shield:** *Valk Shield [Horn] - Thorny Buckler*
- **Garment:** *Commander's Manteau [Noxious] - Proxy*
- **Footgear:** *Combat Boots [Green Ferus] - Diab. Boots[Matyr]*
- **Accessory:** *Orleans Glove [Zerom] - Bison Horn*
- **Accessory:** *Orleans Glove [Zerom]*



Need 80 vit base for gemini.

On some servers 149 dex is better than 150.

Use female.

<https://www.youtube.com/watch?v=TyvzrGQyWgY> - Kevin

<https://www.youtube.com/watch?v=UQjJrHN2qgc> - Clck

<https://www.youtube.com/watch?v=hDcmuEpgYdA> - Kaix

<https://www.youtube.com/watch?v=Ku5LawplqjA> - Mihir

<https://www.youtube.com/watch?v=llf3QBzXoCo> - Renn

<https://www.youtube.com/watch?v=oJgMbSXNfNw> - Mihir

<https://www.youtube.com/watch?v=Qhgba7CXKcC> -Tonats

### Gameplay

Stack on 2/3rd Line.

Cast **Ganbantein** on 2nd and 3rd Line or on someone that is out of position like High Wizards or Snipers.

Cast **Quagmire** and **Fire Pillars** around the guild and on the walls for the enemy gypsies.

When the enemy doesn't have land stop using ganba, and instead spam quagmire and LOV.

Don't forget to use **Energy Coat**.

Keep an eye on the enemy gypsy to know where cast lov, fire pillars and quag, careful where u cast and when the quagmires u don't want to quag your own guild or when your gypsy is about to go in.

Stats and Gear change depends on each server and personal preferences.

# Paladin

## Gears/Stats

- **Top Headgear:** *I Love China / Apple of Archer / RWC Gold [Gemini]*
- **Mid Headgear:** *Sunglasses [Nightmare] - [Gemini]*
- **Low Headgear:** *Well Chewed Pencil - 4 Leaf Clover*
- **Armor:** *Ifrit Armor +3 Dex [Marc] - Glorious Suit*
- **Weapon:** *Knife [Drops] - [Cecil Damon] - Curved Sword*
- **Shield:** *Valk Shield [Horn] - [Thara Frog] - Bradium Shield*
- **Garment:** *Proxy [Noxious] - Glorious Muffler - Diab. Manteau [Noxious]*
- **Footgear:** *Variant Shoes - Glorious Shoes - Diab. Boots [Green Ferus]*
- **Accessory:** *Orleans Glove [Zerom]*
- **Accessory:** *Orleans Glove [Zerom]*



[https://www.youtube.com/watch?v=LNIVO\\_meH34](https://www.youtube.com/watch?v=LNIVO_meH34)

- Asher

<https://www.youtube.com/watch?v=wsOR5ziBG2Q>

- Seven

<https://www.youtube.com/watch?v=1p-N8Hlw1o>

- Yude

<https://www.youtube.com/watch?v=QTNtoCsHTxo>

- Fahad

[https://www.youtube.com/watch?v=rd6bx\\_5z07M](https://www.youtube.com/watch?v=rd6bx_5z07M)

- Broly

Free cast is the priority.

## Gameplay

Stack on 3rd Line.

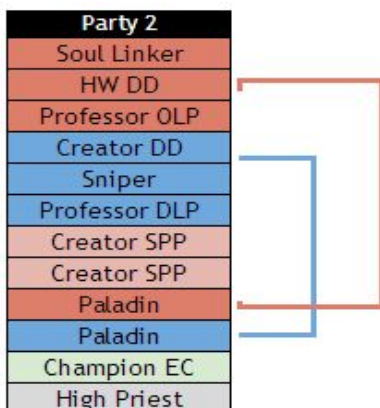
Use **Bash** on any of your devos except 1st liners (hp, olp, stalker).

Use **Defender** during gvg and take it off when the enemy Sniper dies or u feel like isn't needed.

Cast **Providence** on the party before gvg.

Use **Gospel** Before gvg for the Sniper if asked for.

Use **Provoke** on the Sniper if u aren't in the same party and there is friendly fire or u are in the mb guild.



Stats and Gear change depends on each server and personal preferences.

# SPP

## Gears/Stats

- **Top Headgear:** *I Love China / Apple of Archer / RWC Gold [Gemini]*
- **Mid Headgear:** *Sunglasses [Nightmare] - [Gemini]*
- **Low Headgear:** *Well Chewed Pencil - 4 Leaf Clover*
- **Armor:** *Ifrit Armor +3 Dex [Marc]*
- **Weapon:** *Knife [cecil damon] - [Drops] - Unarmed*
- **Shield:** *Valk Shield [Horn] - Thorny Shield*
- **Garment:** *Proxy [Noxious] - [Jakk]*
- **Footgear:** *Diab. Boots [Green Ferus] - [Matyr]*
- **Accessory:** *Orleans Glove [Zerom]*
- **Accessory:** *Continental Guard [Zerom] - Aspd accessory if doesn't need more dex*



Need 80 vit base for gemini.

don't use weapon so slow grace effect is lower, unless u really need the dex.

don't use box of gloom because you need to be always casting.

Use female.

## Gameplay

Stack on 3rd Line.

**Berserk Pitch** Sniper, Clown and Lander.

**FCP** your party before each gvg and refresh them.

Use **Mamonite** to move on any second line job of your party or cast spp a few cells ahead.

Use **Identify** or **First aid** to stack when not pushing, and when u are pushing stack casting spp a few cells ahead.

Cast **Plant Cultivation** behind the guild to remove Kaupe from the enemy Gypsys.

<https://www.youtube.com/watch?v=Yly7FEYWsBk> -

Asher

[https://www.youtube.com/watch?v=KOD1Blj\\_v8M](https://www.youtube.com/watch?v=KOD1Blj_v8M) -

Madnesz

<https://www.youtube.com/watch?v=MEVOjt2of2I> -

Jaim

<https://www.youtube.com/watch?v=vLdPzby-768> -

Jaime

<https://www.youtube.com/watch?v=Bmqal0ZVPU>

M - Kev Kun

<https://www.youtube.com/watch?v=We0U3PkM8fw>

- Baiano

<https://www.youtube.com/watch?v=jcyp6fmS7F0> -

Gosu

<https://www.youtube.com/watch?v=XjOqpaH9r1I> -

Vain

Stats and Gear change depends on each server and personal preferences.

# Sniper

## Gears/Stats

- **Top Headgear:** RWC Gold [Gemini] - [Nightmare]
- **Mid Headgear:** Sunglasses [Nightmare] - [Gemini] - Robo Eye
- **Low Headgear:** Well Chewed Pencil - 4 Leaf Clover - Father's White Moustache
- **Armor:** Elite Archer Suit +3 Dex [Marc] - [Porcellio] - Naga Armor
- **Weapon:** Glorious Bow - Orc Archer Bow - Composite Bow [Hydra] [The Paper] Earthen Bow [Requiem] - [Plankton] - Composite Bow [Status Cards]
- **Garment:** Commander's Manteau [Noxious] - +9[Green Maiden] - Proxy
- **Footgear:** Combat Boots [Zombie Slaughter] - Shackles - Crystal Pumps
- **Accessory:** Aspd Accessory - Bloodied Shackle Ball - Glorious Ring
- **Accessory:** Medal of Honor



The screenshot shows an 'Equipment' window with two tabs: 'General' and 'Styles'. The 'General' tab is active, displaying a list of items on the left and a character model in the center. The items listed are: +7 RWC 2008 Dragon H..., Father's White Moustache, +10 Slicing Earthen Bow, +7 Anti-Sniping Proxy Sk..., Bloodied Shackle Ball, Robo Eye of Stability, +7 Naga Scale Armor, +10 Slicing Earthen Bow, +7 Shackles, and Medal of Honor. Below the equipment list is a 'Status' section with a 'Show Equip' checkbox. The status section contains a grid of stats: Str (1 +32 | 2), Agi (61+50 | 8), Vit (80+21 | 9), Int (1 +33 | 2), Dex (98+72 | 11), Luk (4 +26 | 2), Atk (671 +50), Def (38 +101), Matk (53 +74), Mdef (5 +34), Hit (309), Flee (210 +4), Critical (30), Aspd (182), Status Point (1), and Guild.

Stat	Value	Sub
Str	1 +32	2
Agi	61+50	8
Vit	80+21	9
Int	1 +33	2
Dex	98+72	11
Luk	4 +26	2
Atk	671 +50	
Def	38 +101	
Matk	53 +74	
Mdef	5 +34	
Hit	309	
Flee	210 +4	
Critical	30	
Aspd	182	
Status Point	1	
Guild		

Use male. On Eathena use 149 dex.

## Gameplay

Stack behind the guild.

Use the bridge to cast **Sharp Shooting** with friend list.

Change your position depending on where the bridge is and where the enemy guild is, like if u were playing pool.

Use **Ankle Snare** where u feel like is necessary to trap the enemy slow grace gypsy.

If u know that the enemy gypsy is 1 vit, be ready to double strife her.

If u see that the enemies hw dd are all standing on the same said, aim to them with the earthen bow so they are unable to make damage.

When the enemy guild is pushing (9-14) cells away use requiem, when they get in range switch to magnolia, if they don't have 100 luk they will get cursed.

<https://www.youtube.com/watch?v=dOat00Png8A> - too easy

<https://www.youtube.com/watch?v=l-oKKvQhVvI> - swt

<https://www.youtube.com/watch?v=ZatwQiB1AmA> - Treant

<https://www.youtube.com/watch?v=nHctAjOxEn0> - Ren



Stats and Gear change depends on each server and personal preferences.

# Tarot

## Gears/Stats

- **Top Headgear:** Yellow Bandana/Ribbon - RWC Gold [Gemini] - Sorin Doll
- **Mid Headgear:** Sunglasses [Nightmare] - [Gemini] - [Leib Olmai]
- **Low Headgear:** Well Chewed Pencil - 4 Leaf Clover
- **Armor:** Elite Archer Suit +3 Dex [Evil Druid] - [Marc]
- **Weapon:** Combat Knife - Knife [Cecil Damon] - unarmed  
Earthen Bow [Status Card]  
Composite Bow [Requiem] - [Plankton]
- **Shield:** Valk Shield [Horn]
- **Garment:** Commander's Manteau [Noxious]
- **Footgear:** Combat Boots [Green Ferus] - Crystal Pumps
- **Accessory:** Orleans Glove [Alligator] - Rosary
- **Accessory:** Orleans Glove [Alligator] - Rosary

Str	Agi	Vit	Int	Dex	Luk	Atk	Def	Matk	Mdef	Hit	Flee	Critical	Aspd	Status Point	Guild
1 +26   2	37+43   5	65+15   8	2 +25   2	81+69   10	83+17   10	161 + 70	32 + 80	38 + 56	9 + 27	259	179 + 11	31	173	1	

<https://www.youtube.com/watch?v=5QrRsCf8GN4>

- Tonats

<https://www.youtube.com/watch?v=aQAigWP1MSg>

- ResQ

[https://www.youtube.com/watch?v=Im9fB\\_wahYA](https://www.youtube.com/watch?v=Im9fB_wahYA) -

Treant

<https://www.youtube.com/watch?v=kIXFQfvvsZQ> -

Aleeh

100% stun resistance = 100 luk + 80 vit.

150-160 dex for free cast, agi leftovers.

## Gameplay

Stack on 1st/2nd Line to cover Chems DD and Professors.

Focus Professors OLP and enemy Bridge(tarot dispels soul linkers).

Use Fortune Kiss on Sniper before GVG if the clown isn't doing it.

Cast Arrow Shower till u are in range for tarot if u are in the same party as the high wizards dd.

Use of Wink Of Charm on enemy players that misclick so they can't go back to the stack.

Use of Scream if you aren't on the party with the high wizards dd/Sniper till u are in range for tarot.



Stats and Gear change depends on each server and personal preferences.

# OLP

## Gears/Stats

- **Top Headgear:** *I Love China - RWC Gold [Gemini] - Large Baphomets - Sorin Doll - Yellow Ribbon*
- **Mid Headgear:** *Sunglasses [Nightmare] - [Gemini] - Blush of Groom*
- **Low Headgear:** *Well Chewed Pencil - 4 Leaf Clover - Pipe*
- **Armor:** *Glorious Suit +3 Dex - Ifrit Armor +3 Luk/Dex [Marc] - Warlocks Battle Robe [Evil Druid]*
- **Weapon:** *Combat Knife*
- **Shield:** *Valk Shield [Thara Frog]*
- **Garment:** *Glorious Muffler - Proxy [Noxious]*
- **Footgear:** *Glorious Shoes - Diab.Boots[Green Ferus] - Crystal Pumps*
- **Accessory:** *Orleans Glove [Alligator] - Rosary*
- **Accessory:** *Orleans Glove [Alligator] - [Smokie] - Rosary*

The screenshot shows two windows from a game. The top window is titled 'Status' and displays the following stats:

Str	1 +26	2	Atk	157 + 0	Def	17 + 80
Agi	4 +32	2	Matk	53 + 74	Mdef	8 + 34
Vit	63+17	8	Hit	236	Flee	135 + 11
Int	1 +33	2	Critical	34	Aspd	161
Dex	94+37	11	Status Point			0
Luk	83+17	10	Guild			

The bottom window is titled 'Equipment' and shows a character model with the following items:

General	Costume	Title
Yellow Bandana		Insomniac Sunglasses
Well-Chewed Pencil		Unfrozen Flame Spirit Arm...
Combat Knife		Heavy Valkyrja's Shield
Anti-Sniping Nidhoggur's...		Diabolus Boots of Wand...
Four Leaf Clover Orleans...		Four Leaf Clover Orleans...

100% stun resistance = 100 luk + 80 vit.

reduce your vit if the enemy gypsies aren't using scream.

Use female.

## Gameplay

Stack on 1st Line, making a column or line with the rest of professors.

Dispel Chems DD, High Wizard DD and Snipers, if not keep dispelling the OLPs till the guilds are very close then start dispelling the Paladins, SPP, Lander, etc. (don't dispel stalkers,soul linkers,hp)

Use **Hide** and **Wall Of Fog** when u miss click, and go back to your spot.

Add as friend Stalkers and High Wizards DD to cast **Mind Break**.

Use **Soul Burn** to professors so they are unable to cast skills for a few seconds.

Use **Mind Break** on enemy professors if they are using mdef set.

Use **Spider Web** on enemy gypsies and ppl that misclick so they can't move.

<https://www.youtube.com/watch?v=Mwgv6LenWbE>

- Ciroc

<https://www.youtube.com/watch?v=YHdl8Br1XTI>

- Sublime

<https://www.youtube.com/watch?v=d9Ez6jpet2I>

- Agitehjk

<https://www.youtube.com/watch?v=SomymStJ-0g>

- Nitroboy

<https://www.youtube.com/watch?v=yOZ6F0gJGfQ>

- Tonats

<https://www.youtube.com/watch?v=7xo78y3glrc>

- Demon

<https://www.youtube.com/watch?v=eWHnZCUnH>

- Jono

[https://www.youtube.com/watch?v=RIZ\\_JGqHzGM](https://www.youtube.com/watch?v=RIZ_JGqHzGM)

- Sign

Stats and Gear change depends on each server and personal preferences.

# Lander

## Gears/Stats

- **Top Headgear:** *I Love China* - *Apple of Archer* - *RWC Gold [Gemini]* - *Sorin Doll*
- **Mid Headgear:** *Sunglasses [Nightmare]* - *[Gemini]*
- **Low Headgear:** *Well Chewed Pencil* - *4 Leaf Clover*
- **Armor:** *Glorious Suit +3 Dex* - *Ifrif Armor +3 Dex [Marc]* - *Diab Robe [Evil Druid]*
- **Weapon:** *Knife [Drops]* - *[Cecil Damon]*
- **Shield:** *Valk Shield [Thara Frog]* - *[Horn]*
- **Garment:** *Glorious Muffler* - *Proxy [Noxious]*
- **Footgear:** *Glorious Shoes* - *Diab. Boots [Green Ferus]* - *Crystal Pumps*
- **Accessory:** *Orleans Glove [Zerom]*
- **Accessory:** *Orleans Glove [Zerom]*



Use female.

<https://www.youtube.com/watch?v=3LeO8OQsi-0> -

Alcatraz

<https://www.youtube.com/watch?v=6pDYZMT7sgU>

- Rgasm

## Gameplay

*Stack on 3rd Line.*

*Make sure no one sees you.*

*Box of Gloom is optional.*

*The land needs to finish 1 cells ahead of the frontline, and when the guild gypsy is going to slow grace u need to move it till it makes a bridge between the lands or there is a difference of 2 cells between them.*

*Using Land lvl 3 or 5 is personal preference i prefer 5 to help the gypsy.*

Stats and Gear change depends on each server and personal preferences.

## Chem DD

### Gears/Stats

- **Top Headgear:** *Holy Marcher [Stalactic Golem] - Rwc Gold*
- **Mid Headgear:** *Sunglasses [Stalactic Golem]*
- **Low Headgear:** *Well Chewed Pencil - 4 Leaf Clover*
- **Armor:** *Valk Armor [Marc] - [Evil Druid]*
- **Weapon:** *Knife [Drops] - [Cecil Damon] - Elemental Sword*
- **Shield:** *Valk Shield [Horn] - Thorny Buckler*
- **Garment:** *Proxy [Noxious] - [Jakk] - Beach Manteau*
- **Footgear:** *Diab. Boots [Matyr] - Glorious Shoes - Beach Sandals*
- **Accessory:** *Orleans Glove [Zerom] - BG Medallon - Bison Horn*
- **Accessory:** *Orleans Glove [Zerom] - Bromium Earring*



<https://www.youtube.com/watch?v=Ifgl8kXkrkQ> - Sunlive

[https://www.youtube.com/watch?v=Cx4eEUb\\_KAQ](https://www.youtube.com/watch?v=Cx4eEUb_KAQ) - Stavo

<https://www.youtube.com/watch?v=2nss7PqEiMg> - Trojans

[https://www.youtube.com/watch?v=qRvrkqVpZ\\_w](https://www.youtube.com/watch?v=qRvrkqVpZ_w) - Tonats

<https://www.youtube.com/watch?v=Dv-m1u3olQU> - Satire

<https://www.youtube.com/watch?v=ubZzkQlal3Q> - Omar

Use female.

### Gameplay

Stack on 2nd Line.

Berserk Pitch the Sniper, Clown and Lander.

Focus on Vit jobs like Professor OLP, Lander, Clown, Paladin, SPP, Slow Grace Gypsies.

FCP your party first, and before each gvg refresh them.

If you're dispelled go back to rebuff and then go back to your position.

Cast demonstration to the walls where the enemy gypsy might be.

Stats and Gear change depends on each server and personal preferences.

# Clown

## Gears/Stats

- **Top Headgear:** Rwc Gold [Isilla] - Purple Cowboy Hat - Love Dad Bandana
- **Mid Headgear:** Sunglasses [Isilla] - Red Glasses
- **Low Headgear:** Rainbow Scarf
- **Armor:** Elite Archer Suit Int +3 - [Evil Druid] - [Marc]
- **Weapon:** Harp Of Nepenthes [Centipede Larva]
- **Shield:** Valk Shield [Horn] - +9 [Thanatos Of Despero]
- **Garment:** Commander's Manteau [Noxious] - [Aliot] - Beach Manteau
- **Footgear:** Combat Boots [Matyr] - [Green Ferus] - Beach Sandals
- **Accessory:** Glorious Public Ring
- **Accessory:** Glorious Public Ring



<https://www.youtube.com/watch?v=VhwOLM4oG4I> - clck

<https://www.youtube.com/watch?v=liRtlbtuVtw> - Eric

<https://www.youtube.com/watch?v=X74B91-6IEI> - DDRK

<https://www.youtube.com/watch?v=dMsR4Rbteq4> - Ichigo

<https://www.youtube.com/watch?v=bqkzbejjwY0> - Engel

[https://www.youtube.com/watch?v=Ea9Gw\\_q7dw8](https://www.youtube.com/watch?v=Ea9Gw_q7dw8) - bucky

90-100 vit / Int 140-145-150 depending on server / Agi leftovers

## Gameplay

Stack on 3rd Line and make sure that the high wizards get songs, they usually stand on the border of songs. Make sure no one spots where you at, so stack properly.

Use **Fortune Kiss** for the Sniper every 20 seconds if the gypsy doesn't use it.

Try using **Frost Joker** against hw, snipers and professors that don't use marc.



Stats and Gear change depends on each server and personal preferences.

# Stalker

## Gears/Stats

- **Top Headgear:** Holy Marcher [Stalactic Golem] - Rwc Gold
- **Mid Headgear:** Sunglasses [Stalactic Golem]
- **Low Headgear:** Well Chewed Pencil - 4 Leaf Clover
- **Armor:** Valk Armor [Marc] - [Evil Druid]
- **Weapon:** Knife [Drops] - [Cecil Damon] - Elemental Sword
- **Shield:** Valk Shield [Horn]
- **Garment:** Proxy [Noxious] - [Jakk]
- **Footgear:** Diab. Boots [Matyr] - Glorious Shoes - Beach Sandals
- **Accessory:** Orleans Glove [Zerom]
- **Accessory:** Orleans Glove [Zerom]



<https://www.youtube.com/watch?v=OQLh9t0J9Rw>

- Omar

<https://www.youtube.com/watch?v=7OQeacH8Mqo>

- Eric

[https://www.youtube.com/watch?v=\\_9n6e4BWDzo](https://www.youtube.com/watch?v=_9n6e4BWDzo)

- DDRK

Use female.

## Gameplay

Stack on 1st Line, on top of any OLP.

Focus on 1 Vit classes like Creators, Stalkers and High Wizards if u are using a single target skills like Jupitel Thunder.

Scout to know where enemy guilds at.

Don't Change targets if u are using NW or DFF because changing targets slows you down your spam.

Elemental sword bolter, start the cast with cold bolt or firebolt (Cold>Fire>Lightning>Earth).

Stats and Gear change depends on each server and personal preferences.

## Slow Grace

### Gears/Stats

- **Top Headgear:** Yellow Bandana - Ribbon - [Gemini] - Sorin Doll - Bandit Hat [Leib Olmai]
- **Mid Headgear:** Sunglasses [Nightmare] - [Gemini] - [Leib Olmai]
- **Low Headgear:** Well Chewed Pencil - 4 Leaf Clover
- **Armor:** Elite Archer Suit +3 Dex [Marc] - [Dimik]
- **Weapon:** Whip Of Balance [Drops] - [Golem]  
Composite Bow [Requiem] - [Plankton] - Earthen Bow [Magnolia]  
Combat Knife
- **Shield:** Valk Shield [Horn] - [Draco]
- **Garment:** Commander's Manteau [Noxious] - [Frilldora] - [Jakk] - Beach Manteau
- **Footgear:** Combat Boots [Green Ferus] - [Matyr] - Beach Sandals - Crystal Pumps
- **Accessory:** Orleans Glove [Alligator] - [Smokie] - Rosary - Glorious Ring
- **Accessory:** Orleans Glove [Alligator] - Glorious Ring - Red Ifrit Ring - Rosary

Equipment		General	Styles
	Red Stone Bandit Hat (+1 Dex)	Red Stone Robo Eye	
	4 Leaf Clover In Mouth R	Weakening Elite Archer	
	+10 Triple Dexterous Robo	Heavy Valkyrja's Shield	
	Flameguard Commander's Manteau	Green Combat Boots	
	Hiding Orleans's Gloves	Glorious Ring	

Status		Show Equip	
Str	1 +28   2	Atk	604 + 50
Agi	25+43   4	Def	19 + 1
Vit	1 +1   2	Matk	36 + 53
Int	1 +25   2	Mdef	9 + 26
Dex	99+79   11	Hit	296
Luk	99+12   11	Flee	172 + 12
		Critical	34
		Aspd	173
		Status Point	3
		Guild	

Equipment		General	Styles
	Yellow Bandana (+1 Dex)	Red Stone Robo Eye	
	4 Leaf Clover In Mouth R	Deadly Elite Archer Suit	
	+10 Triple Dexterous Robo	+7 Heavy Valkyrja's Shield	
	Flameguard Commander's Manteau	+7 Combat Boots of War	
	Glorious Ring	Glorious Ring	

Status		Show Equip	
Str	1 +26   2	Atk	551 + 50
Agi	21+42   4	Def	28 + 80
Vit	65+15   8	Matk	44 + 54
Int	2 +26   2	Mdef	9 + 28
Dex	85+75   10	Hit	278
Luk	86+14   10	Flee	167 + 11
		Critical	31
		Aspd	172
		Status Point	1
		Guild	

<https://www.youtube.com/watch?v=spNe3JxFHu0> - Dereq

<https://www.youtube.com/watch?v=BfkWTVjtm40> - Whalekins

### Gameplay

Don't run into sharp shooting spam or it will 1 shot you if u are 1 vit.

This role can also be played as a clown if the enemy guilds have titan for gypsy.

Have always **Land Protector** activated on your rcx/lgp and use it as a bridge so lov/sg/fire pillars don't hit you.

Scout to know where enemy guilds at with frilldora, this helps a lot to your guild(ask for voice).

Inside the enemy stack bug Bragi if u still have link and cast tarot on their snipers/hw dd or go back to your stack and stack on 2nd line as a tarot.

Use **Scream** if the enemy gypsy is 1 vit, or the enemy guild has OLPs without stun immunity.

Cast **Arrow Shower** to the enemy guild to leave them stone cursed if the sniper of your guild isn't stone cursing them already.

When someone from an enemy guild missclicks cast **Wink of charm** on him so he can't go back to his stack.

Use the walls to enter easier to the enemy stack.

Cast **Fortune Kiss** on your backline to increase the crit chance of the sniper if the clown doesn't.

Stats and Gear change depends on each server and personal preferences.

# Champ

## Gears/Stats

- **Top Headgear:** RWC Gold [Incubus] - ILC - Sorin Doll - Yellow Ribbon
- **Mid Headgear:** Sunglasses[Nightmare] - [Incubus]
- **Low Headgear:** WCP - 4 leaf clover
- **Armor:** Diab Robe [Evil Druid]
- **Weapon:** BG Morning Star - Lunakaligo [Hydra] - [S.Worker]  
Berserk [Cecil Damon] - [Hydra] - Long Mace - WaghnaK [Drops]
- **Shield:** Thorny [Horn] - Valk
- **Garment:** Proxy [Noxious] - [Frilldora]
- **Footgear:** Variant
- **Accessory:** Bison Horn [Smokie] - [Horong] - [Beholder] - Orleans Glove (if u are using valk instead of thorny)
- **Accessory:** Orleans Glove [Zerom]



The screenshot shows a game window titled "Equipment" with two tabs: "General" and "Styles". The "General" tab is active, displaying a list of items on the left and a character model in the center. The items listed are:

- Fatasm RWC 2008 Drag...
- 4 Leaf Clover In Mouth R...
- Battlefield Morning Star
- Anti-Sniping Proxy Skin F...
- Clairvoyant Horn of the R...

The character model is wearing a red and black outfit with a large, ornate helmet. To the right of the character, there are several small icons representing different pieces of gear, including a hat, a robe, a shield, and shoes.

Below the equipment list, there is a "Status" section with a "Show Equip" checkbox. The status table is as follows:

Str	47+33	6	Atk	281 + 0	Def	31 + 86
Agi	52+38	7	Matk	49 + 70	Mdef	10 + 31
Vit	66+20	8	Hit	246	Flee	196 + 2
Int	3 +28	2	Critical	6	Aspd	181
Dex	99+48	11	Status Point			0
Luk	1 +16	2	Guild			

<https://www.youtube.com/watch?v=vDrJI00gp3A> - Eric  
<https://www.youtube.com/watch?v=xt47E37Acf0> - potato  
[https://www.youtube.com/watch?v=Y-slp3\\_a2M0](https://www.youtube.com/watch?v=Y-slp3_a2M0) - potato  
<https://www.youtube.com/watch?v=DNWdDm6NKK0>-  
farzan

80-90 str, 80-86 vit, 147-149 dex, agi leftovers. Use male.

## Gameplay

Cast Pnuma on first line when u see that the olps are getting ganba.

Cast Blessing on to your party.

If u are playing as ecaller when the guild starts to die snap a way to a safe spot and ecall.

When going in the castle start snapping to see where the enemy guilds at.

...

Stats and Gear change depends on each server and personal preferences.


## Pre Trans

**Precast set / Mdef set :** Dropping Cat / Poo Poo Hat + Crystal Pumps + Ragamuffin Manteau / Marse/ Jakk + Horn Card + Rosary [Alligator]

## Sage OLP/DLP

### Gears/Stats

- **Top Headgear:** Poo Poo Hat - Ribbon [Nightmare] - Apple Of Archer
- **Mid Headgear:** Sunglasses [Nightmare] Alarm Mask
- **Low Headgear:**
- **Armor:** Silk Robe [Marc] - [Evil Druid]
- **Weapon:** Knife [Drops] - [Fabre]
- **Shield:** Guard [Thara Frog]
- **Garment:** Muffler [Raydric] - Hood
- **Footgear:** Shoes [Matyr] - Sandals
- **Accessory:** Glove [Smokie] - [Zerom]
- **Accessory:** Glove [Zerom]



<https://www.youtube.com/watch?v=CuYUJ-TUdHc>

Regret

[https://www.youtube.com/watch?v=dsbM\\_AsTL18](https://www.youtube.com/watch?v=dsbM_AsTL18)

Sonek

<https://www.youtube.com/watch?v=lcriySdXpQQ>

Luffy

### Gameplay

Stack on 1st Line, making a column or line with the rest of Sages and Knights.

**Dispel** priority on Monks, Wizards, Bard and Crusader. Dispelling once the knights it's enough.

Level 3 or 5 of **Land** depends on personal preference, i recommend lvl 5 on DLP and 3 on OLP.

**Spell Break** on enemy Lander, Wizards, and enemies Sages when they are trying to bug Land.

Keep **Energy Coat** always on as DLP and if u are OLP refresh it when u can.

Cast **Stone Curse** on enemies inside the stack.

When trying to bug enemy Land Protector use the castle to position on a place where u can't get Asura and be ready to hide if a monk comes close. [Example \(sage bottom left\)](#)

Use nightmare at long range when u are casting dispel/spell breaker, when u go to bug land switch to poo poo.



Stats and Gear change depends on each server and personal preferences.

# Alchemist

## Gears/Stats

- **Top Headgear:** Poo Poo Hat - Ribbon [Nightmare]
- **Mid Headgear:** Sunglasses [Nightmare] - Welding Mask
- **Low Headgear:**
- **Armor:** Silk Robe [Marc]
- **Weapon:** Unarmed
- **Shield:** Buckler [Thara Frog]
- **Garment:** Manteau [Raydric] - Raggamuffin Manteau
- **Footgear:** Boots [Matyr] - Crystal Pumps
- **Accessory:** Glove [Smokie] - [Zerom]
- **Accessory:** Glove [Zerom]



## Gameplay


Stack on 2nd Line, behind the sages and knights.

Use **Chemical Protection** Weapon and Armor before each GVG, if u see someone that isn't in the stack is because probably he needs Chemical. Use Helm and Shield Protection if u are against guilds with Rogues.

Careful where u cast Demonstration because u can break your allies weapon also.

**Demonstration:** creates a flame on the ground that deals damage and has a chance to break weapons every second for anyone that stands on it. You can't stack them and you can't place them under players. Bear in mind that chemically protected players will be immune to the breaking effect. Don't use it where allies will walk on.

**Acid Terror:** Throw acid at a target, possibly breaking their armor. If this skill's chance to destroy armors procs the target

will use the . That doesn't automatically mean they had their armor broken; even when using the Chemical Protection Armor skill or wearing an Immortal armor, the /omg will display itself so long as the attack was considered a success, this means that after u see the emoticon u should change targets.

**Bio Cannibalize:** Plants are generally used to hitlock opponents, interrupt casts or interfere with targeting, use lvl 4 and put them behind the guild or places where people wants to recall, careful because also removes Lex Aeterna.

Chemical vs Strip: On some servers the chemical "cures" the strip, but on others doesn't.

Carry Blue & Yellow gems so the sages can restore without going back to town or if you guys are far from the kavra inside the castle. (open a vending spot)

Stats and Gear change depends on each server and personal preferences.

# Crusader

## Gears/Stats

- **Top Headgear:** *Apple Of Archer - Ribbon[Nightmare] - Poo Poo Hat*
- **Mid Headgear:** *Sunglasses [Nightmare] - none(less weight)*
- **Low Headgear:** *Iron Cain - none(less weight)*
- **Armor:** *Silk Robe [Marc]*
- **Weapon:** *Knife[Drops] - [Fabre]*
- **Shield:** *Mirror Shield [Thara Frog] - Buckler [Andre Egg]*
- **Garment:** *Manteau [Raydric] - Muffler (less weight)*
- **Footgear:** *Boots [Matyr] - Shoes (less weight)*
- **Accessory:** *Glove [Zerom]*
- **Accessory:** *Glove [Zerom]*



<https://www.youtube.com/watch?v=BlbYu8VXYal> -

<https://www.youtube.com/watch?v=MrkEWzOKRM>

A - John Mangui

<https://www.youtube.com/watch?v=cWOgu2AnBR>

Q - Dignity

<https://www.youtube.com/watch?v=Hv74wKs1xsA> -

Ren

reduce vit or dex if u need more weight

## Gameplay

Stack on 3rd line.

First priority: Use **Devotion** to protect your allies.

Second priority: Keep up **Guard** and **Reflect Shield**.

Third priority: Use **Bash** on allies to move. (If u don't use bash u are more likely to misclick)

**Guard:** A self buff that adds a chance to receive no damage from a physical attack. Try to keep it up at all times.

**Reflect Shield:** A self buff that causes most melee attacks against you to reflect part of their damage to their source. Try to keep it up at all times.

The use of **Endure** it's optional (increases mdef).

When you get interrupted from damage u need to move or cast first aid if not you will be unable to cast devotion, remember to stay always inside bragi/apple or u will die but at the same time on a cell where u can see yourself, so u are able to move or cast first aid when your spam gets canceled.

Stats and Gear change depends on each server and personal preferences.

# Knight

## Gears/Stats

- **Top Headgear:** Poo Poo Hat - Ribbon [Nightmare]
- **Mid Headgear:** Masquerade - Sunglasses [Nightmare] - Angel wing ears
- **Low Headgear:** Iron Cain - nothing (weight)
- **Armor:** Silk Robe [Marc] - [Evil Druid]
- **Weapon:** Pike [Requiem] - [Plankton] Bastard Sword [Orc Skeleton] - [Desert Wolf] Sabre [Hydra] - [Skeleton Worker]
- **Shield:** Mirror Shield [Thara Frog]
- **Garment:** Manteau [Raydric] - Muffler
- **Footgear:** Boots [Matyr] - +9 [Firelock Soldier]
- **Accessory:** Ring [Mantis] - [Smokie] - [Horong] - Necklace
- **Accessory:** Ring [Mantis] - Necklace



110-120 str, 97-110 vit, 40-60 dex, agi leftover.  
Other option for [dps build](#).

Sword Mastery	Level 10
Two-Handed Sword Mastery	Level 5
Increase Recuperative Power	Level 10
Bash	Level 10
Provoke	Level 5
Magnum Break	Level 3
Endure	Level 10
Spear Mastery	Level 1
Pierce	Level 3
Spear Boomerang	Level 5
Two-Hand Quicken	Level 10
Auto Counter	Level 5
Bowling Bash	Level 10
Riding	Level 1
Cavalry Mastery	Level 5

5 skills left for pierce/2 hand mastery/provoke/MagnumB.

<https://www.youtube.com/watch?v=p0lay24Msj0> - Drmk  
<https://www.youtube.com/watch?v=fy6Q38LGovc> - Nico  
[https://www.youtube.com/watch?v=XX5p1p\\_attE](https://www.youtube.com/watch?v=XX5p1p_attE) -Pietro



## Gameplay

Stack on 1st Line, making a column or line with the rest of Knights.

Spam **Spear Boomerang** till the shot caller says to go in, use this skill to inflict status effects like sleep.

**Bowling Bash** is your main damage, it hits everything in a 3x3 aoe around your target for 500% damage twice, for a total of 1000% damage.

Inside the enemy stack use **Magnum Break** it adds a 20% Fire-elemental bonus to ATK that lasts for 10 seconds if the priests haven't casted on you Aspersio.

Never attack people inside your stack, only Monks are allowed to do ground control.

**Endure** Increases mdef and helps you pass through the magic damage.

**2H Quicken:** You will only use this skill when attacking the Emperium or if the enemy doesn't have sages/monks alive. Use hiding to dodge asuras and even sometimes to remove lex aeterna because the enemies monks use ruwach.



Stats and Gear change depends on each server and personal preferences.

# Wizard SG

## Gears/Stats

- **Top Headgear:** Apple Of Archer / Poo Poo Hat
- **Mid Headgear:** Opera / Alarm Mask
- **Low Headgear:** Gangster Mask
- **Armor:** Silk Robe [Evil Druid]
- **Weapon:** Arc Wand [Drops] - Evil Bone Wand  
Staff - Wizardry Staff
- **Shield:** Guard [Thara Frog]
- **Garment:** Muffler [Raydric] - Raggamuffin Manteau
- **Footgear:** Shoes [Matyr] - Crystal Pumps
- **Accessory:** Earring [Zerom] - [Smokie]
- **Accessory:** Earring [Zerom]



[https://www.youtube.com/watch?v=sP6\\_Kx3BMiw](https://www.youtube.com/watch?v=sP6_Kx3BMiw)

Face

<https://www.youtube.com/watch?v=eZjn4IANjiw>

Sign

120-140 int( int multiple of 5 or 7)., 70-85 vit, leftovers dex.

## Gameplay

Stack on 3rd Line.

Only one **Storm Gust** will deal damage to a unit at a time so having more than one wizard casting this skill at a time or casting it faster than once every 4.5 seconds is a waste so have only one wizard from your guild will be the SG wizard, preferably a wizard with higher matk than the rest. If you are stunned your active storm gusts will deal no damage.

Cast **Lord of Vermilion** between Storm Gusts only when your sages are bugging land protector, it makes descent damage against frozen enemies and also interrupts cast skills. This skill follows similar stacking rules as storm gust so doesn't stack, if the other wizards are casting it then just focus on Storm Gust.

**Quagmire:** you have to cast it when the sages are bugging the land protector. If you are playing with effects off you will need RCX to tell when LP is removed. Cast this skill whenever an enemy guild doesn't have a LP under them, it will increase the time it takes them to cast their skills and perhaps prevent them from casting another LP.

**Energy Coat:** Reduces physical damage taken by up to 30% if your sp is close to full. Less sp reduces less damage. Taking damage with this ability active will drain sp. Useful for reducing the damage of physical skills like bowling bash. When going in a precast u and the bard should be the lasts to enter.



Stats and Gear change depends on each server and personal preferences.

# Wizard MS

## Gears/Stats

- **Top Headgear:** Apple Of Archer / Poo Poo Hat
- **Mid Headgear:** Opera / Alarm Mask
- **Low Headgear:** Gangster Mask
- **Armor:** Silk Robe [Evil Druid] - [Marc]
- **Weapon:** Staff [Drops] - Arc Wand - Wizardry Staff
- **Shield:** Guard [Thara Frog]
- **Garment:** Muffler [Raydric] - Raggamuffin Manteau
- **Footgear:** Shoes [Matyr] - Crystal Pumps
- **Accessory:** Glove [Zerom] - [Smokie]
- **Accessory:** Glove [Zerom]



<https://www.youtube.com/watch?v=tb5bexunyDA>

- Tonats

<https://www.youtube.com/watch?v=2R0NxCnECnQ>

- Baiano

110-130 dex, vit 60-75, int multiple of 5 or 7.

## Gameplay

Stack on 3rd Line.

**Meteor Storm:** Unlike Storm Gust this skill can stack infinitely. Every wizard in your guild should spam it at the same spot. In a gvg you can aim it at a LP and it will deal damage after your olp sages remove it.

**Quagmire:** you have to cast it when your olp sages do his job. If you are playing with effects off you will need RCX to tell when LP is removed. Cast this skill whenever an enemy guild doesn't have LP under them, it will increase the time it takes them to cast their skills and perhaps prevent them from casting another LP.

**Energy Coat:** Reduces physical damage taken by up to 30% if your sp is close to full. Less sp reduces less damage. Taking damage with this ability active will drain sp. Useful for reducing the damage of physical skills.


When going in a precast u and the bard should be the lasts to enter.

Stats and Gear change depends on each server and personal preferences.

# Priest

## Gears/Stats

- **Top Headgear:** Poo Poo Hat - Ribbon[Nightmare]
- **Mid Headgear:** Sunglasses [Nightmare]
- **Low Headgear:**
- **Armor:** Silk Robe [Marc]
- **Weapon:** Unarmed - Long Mace
- **Shield:** Buckler [Thara Frog]
- **Garment:** Muffler [Raydric] -Ragamuffin Manteau
- **Footgear:** Shoes [Matyr]
- **Accessory:** Glove - Necklace - Rosary [Alligator] - [Zerom]
- **Accessory:** Glove - Necklace - Rosary [Alligator] - [Zerom]



[https://www.youtube.com/watch?v=DjhkbqLL6\\_0](https://www.youtube.com/watch?v=DjhkbqLL6_0) -

Click

**Equip**

General | Costume

Poo Poo Hat <small>head</small>		Alarm Mask <small>head</small>	
Alarm Mask <small>head</small>		Unfrozen Silk Robe <small>body</small>	
R-hand		Cranial Buckler <small>l-hand</small>	
Immune Muffler <small>l-hand</small>		Green Shoes <small>shoes</small>	
Four Leaf Clover Rosary <small>l-hand</small>		Four Leaf Clover Rosary <small>l-hand</small>	

**Status**

<b>Str</b>	21+15	4	<b>Atk</b>	66 + 0	<b>Def</b>	13 + 97
<b>Agi</b>	53+17	7	<b>Matk</b>	34 + 50	<b>Mdef</b>	16 + 25
<b>Vit</b>	92+5	11	<b>Hit</b>	194	<b>Flee</b>	169 + 2
<b>Int</b>	10+15	2	<b>Critical</b>	4	<b>Aspd</b>	177
<b>Dex</b>	81+14	10	<b>Status Point</b>			0
<b>Luk</b>	1 + 9	2	<b>Guild</b>			

## Gameplay

Stack on 3rd Line when not lexing.

Cast **Suffragium** on Wizards

Cast **Recovery** on Wizards and Monoks.

Use **Aspersio** and **Impo** on Knights.

**Lex** the Knights and Sages inside the stack.

Don't use **Ruwach** it removes Lex when people use Hide.

**Kyrie Eleison:** Puts a barrier on a target that blocks 30% of their max hp in physical damage, or a certain number of attacks, whichever happens first. Useful against asura strikes and bowling bash. The target enters an aspd delay when they recieve KE so be wary of spamming this skill on allies.

The use of **Gloria** is optional since it gives 30 luk, 6% more of anti stun to your party (every 5 points of luk +1% of stun resist). Probably best in a party with monks and wizards since they will not be maxing vit.

Use **Safety Wall** and **Sanctuary** on the Emperium when enemy guild is hitting it, on melee classes like knights or crosses cast **Aspersio** to make them miss.

Stats and Gear change depends on each server and personal preferences.

## Dancer

### Gears/Stats

- **Top Headgear:** Poo Poo Hat - Ribbon [Nightmare] - Crown
- **Mid Headgear:** Sunglasses [Nightmare] - Bino
- **Low Headgear:**
- **Armor:** Tight [Marc] - [Evil Druid]
- **Weapon:** Rope [Fabre]
  - Composite Bow [Requiem] - [Plankton]
  - Unarmed
- **Shield:** Guard [Thara Frog]
- **Garment:** Muffler [Raydric] - Ragamuffin Manteau
- **Footgear:** Boots [Matyr] - Crystal Pumps
- **Accessory:** Rosary [Smokie] - Earring
- **Accessory:** Rosary [Alligator] - Earring



<https://www.youtube.com/watch?v=P2cRylxl-Go> - Smokie

<https://www.youtube.com/watch?v=V1aUkiUcv0s> - Fahad



First Dancer focuses on slow grace, arrow shower and scream. Second Dancer focuses on scream and sp song. In case the slow grace is affected by str and not dex just switch dex for str.

[120 int build](#)

### Gameplay

**Scream:** Has a high chance to stun every enemy on your screen, every party member on your screen (guild members outside of your party are safe). Anyone without high vit will be at risk of being stun locked permanently. Wizards and monks lose out on a lot of power when they build high vit, so you will be mainly stunning those two classes, as well as scrubs that don't know how to build.

**Service for You:** Increase Maximum SP of monks, making them be able to deal more damage. Makes everyone around you, use less sp potions.

**Please Don't Forget Me:** Decreases Aspd and Movement Speed of enemies around you. On some servers Dex affects the Aspd reduction and other Str.

**Arrow Shower:** Use this skill at range to inflict status effects or interrupt casts.

Use **Encore** so the songs cost half sp.

Use rope when u need to use a song, switch to bow for arrow shower, and take off the weapon for scream.

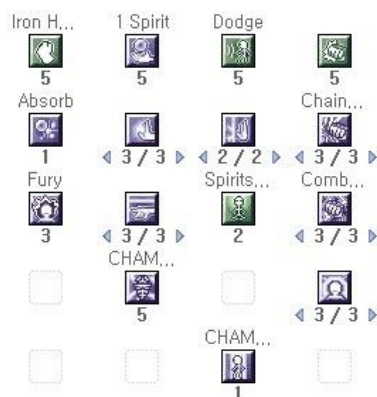


Stats and Gear change depends on each server and personal preferences.

# Monk

## Gears/Stats

- **Top Headgear:** *Crown Of Mistress - Ribbon +9 [Carat] - Apple Of Archer - Ribbon [Nightmare]*
- **Mid Headgear:** *Masquerade*
- **Low Headgear:** *Gangster Mask*
- **Armor:** *Silk Robe [Marc] - [Evil Druid] - [Rocker]*
- **Weapon:** *Chain [Hydra] - [Skeleton Worker] Wagnak [Drops]*
- **Shield:** *Buckler [Thara Frog]*
- **Garment:** *Muffler [Raydric] - [Frilldora] - Raggamuffin Manteau*
- **Footgear:** *Shoes [Sohee]*
- **Accessory:** *Clip [Mantis] - [Smokie] - [Horong]*
- **Accessory:** *Clip [Mantis] - Glove [Zerom]*



Fisher: 70-90 str, 80-90 vit, 20-40 int, 85-110 dex.

G.C: 100-110 str, 80-85 vit, 40-60 int, 60-80 dex.

- <https://www.youtube.com/watch?v=7AOTcvWS9mU> - African
- <https://www.youtube.com/watch?v=C9w-bHY5Z9o> - BrOLy
- <https://www.youtube.com/watch?v=b5CoGGt54r0> -Moskaum Y
- <https://www.youtube.com/watch?v=BSkdKH9ENj0> - Face
- <https://www.youtube.com/watch?v=UAgmqmlfsMY> - Kevin
- [https://www.youtube.com/watch?v=G6DZ\\_CMKR-g](https://www.youtube.com/watch?v=G6DZ_CMKR-g)
- [https://www.youtube.com/watch?v=Uw4L\\_N2VD0w](https://www.youtube.com/watch?v=Uw4L_N2VD0w) - Away
- <https://www.youtube.com/watch?v=BqO4VQ2kwbA> - Carlitos

## Gameplay

Don't use Ruwach it will take lex off because it deals damage and sometimes enemies can dodge Asura anyways with Hiding if they are good, use **Sight** instead.

Switch to dex gear(AoA, Glove[zerom], Wagnak[Drops]) cast **Orbs** on the backline and stack with the guild, get ready for **Asura** faster and after every **Asura** use **Snap**.

Use frilldora to position yourself on the border of the land so u are able to fish without getting dispel, or frilldora + hiding outside land. [Example Asura Calculator](#)



Stats and Gear change depends on each server and personal preferences.

# Hunter

## Gears/Stats

- **Top Headgear:** Poo Poo Hat - Ribbon [Nightmare]
- **Mid Headgear:** Sunglasses [Nightmare]
- **Low Headgear:**
- **Armor:** Tight [Marc]
- **Weapon:** Unarmed  
Composite Bow [Plankton] - [Requiem]
- **Shield:** Guard [Thara Frog]
- **Garment:** Muffler [Raydric] - Ragamuffin Manteau
- **Footgear:** Boots [Matyr] - Sandals - Crystal Pumps
- **Accessory:** Rosary [Smokie] - [Alligator]
- **Accessory:** Rosary [Spore] - Rosary



97 vit, the rest of the stats are personal preference.

## Gameplay

Use lower level Traps on backline hunter than on frontliner. (lvl5 frontline, lvl 3 backline)

Use **Arrow Shower** to inflict status effects or interrupt casts on a group at range. It will also hit assassins who are cloaking. Don't use this skill if you will be taking significant damage, swap to a shield instead.

Cast **Spring Trap** to disable a trap at range. Doesn't work on ankle snares that are currently affecting a target.

Use **Sandman** to inflict sleep to all characters in a 5x5 area. This trap will make allies or yourself fall asleep as well. You can place this trap next to a player and then equip a nightmare card and walk over it yourself to make them fall asleep. Great for defending emps.

**Detect:** Reveal all stealthed targets in an area. Useful for checking if an assassin or rogue has wandered into your traps.

Use **Remove Traps** on enemy traps that are affecting your allies.

Use shield as default and switch to bow for Arrow shower.

If your enemies aren't using a disguise you can watch their helm to see if it changes to something other than poo poo hat, drooping cat, apple of archer or mistress crown, that usually means they swapped on a nightmare card and you can stop trying to put them to sleep.

[https://www.youtube.com/watch?v=l741kn\\_YXJ0](https://www.youtube.com/watch?v=l741kn_YXJ0) - ResQ

<https://www.youtube.com/watch?v=xp5BffLFiBU> - Ahead

<https://www.youtube.com/watch?v=i2dMclqaiB4> - Renanzinho

Stats and Gear change depends on each server and personal preferences.

## Bard

### Gears/Stats

- **Top Headgear:** Poo Poo Hat - Crown - Ribbon [Elder Willow] - Tiara
- **Mid Headgear:** Binoculars
- **Low Headgear:**
- **Armor:** Tight [Evil Druid] - [Marc]
- **Weapon:** Violin [Fabre]
- **Shield:** Buckler [Thara Frog]
- **Garment:** Muffler [Raydric]
- **Footgear:** Boots [Matyr]
- **Accessory:** Earring
- **Accessory:** Earring - Earring [Spore]

Equip		Status	
General	Costume		
Crown	Binoculars	Str	9 +12 2
head	Deadly Tight s	Agi	9 +21 2
Quadruple Vital Violin	Cranial Buckler	Vit	93+7 11
Immune Muffler	Green Boots	Int	98+22 11
Earring	Earring	Dex	24+36 4
		Luk	1 +4 2
		Atk	151 + 0
		Def	22 + 100
		Matk	409 + 696
		Mdef	0 + 120
		Hit	169
		Flee	129 + 1
		Critical	2
		Aspd	157
		Status Point	0
		Guild	

Equip		Status	
General	Costume		
Insomniac Ribbon	Alarm Mask	Str	23+12 4
Alarm Mask	Unfrozen Tights	Agi	99+41 11
Double Vital Double Sh...	Cranial Buckler	Vit	95+5 11
Immune Muffler	Green Boots	Int	2 +15 2
Athletic Brooch	Athletic Brooch	Dex	1 +32 2
		Luk	1 +4 2
		Atk	100 + 0
		Def	19 + 100
		Matk	21 + 26
		Mdef	3 + 17
		Hit	142
		Flee	241 + 1
		Critical	2
		Aspd	178
		Status Point	1
		Guild	

### Gameplay

**Poem of Bragi:** This song decreases casting time and casting delay. The effects scale with your int and dex in steps of 5 - your int helps the casting delay part and your dex helps the casting time part.

**Assassin Cross of Sunset:** This song significantly increases attack speed. It scales with your agi in steps of 10.

**The Apple of Idun:** This song increases max hp. It scales with your vit in steps of 10.

**Dissonance:** A song that deals immediate small damage in an area and then every 3 seconds afterwards. You can flash this song to easily interrupt casts.

**Frost Joker:** Has a chance to freeze every enemy on your screen, every party member on your screen(guild members outside of your party are safe), cast this skill when u see that the enemy guild has people that is freezing and yours isn't.

Everytime there is an ecall the first thing u need to do is cast bragi.

Outside the castle or in the inn use bragi so the alchemist casts chemical quickly.

Make sure to position yourself on a safe position so the enemy monks and sages don't see you.

Rotation: Bragi, Weapon, Apples, Weapon, Bragi, Weapon, ~~Sunset, Weapon, Frost Joker.~~

Don't use frost joker if your party is freezing, and if your guild has a frost joker bard don't use sunset.

When going in a precast u and the wizards should be the lasts to enter.

Stats and Gear change depends on each server and personal preferences.

# Blacksmith

## Gears/Stats

- **Top Headgear:** Poo Poo Hat - Ribbon [Nightmare]
- **Mid Headgear:** Sunglasses [Nightmare] - Welding Mask
- **Low Headgear:**
- **Armor:** Silk Robe [Marc] - Glittering Jacket
- **Weapon:** Mace [Requiem] - [Metaller] - [Plankton]  
Chain [Orc Skeleton] - [Desert Wolf]
- **Shield:** Buckler [Thara Frog]
- **Garment:** Manteau [Raydric] - [Jakk] - [Marse]
- **Footgear:** Boots [Matyr]
- **Accessory:** Rosary [Smokie]
- **Accessory:** Safety Ring / Necklace [Spore]



## Gameplay

Stack on first line and follow the knights when they go in.

**Hammer Fall:** Has a very high chance to stun in a targeted aoe. Should be effective on monks and wizards so use it in their backline.

**Weapon Repair:** Repairs broken weapons and armors for yourself or allies. Has a long cast time, try to use it with bragi. Consumes certain ores based on type: iron ore for level 1 weapons, iron for level 2 weapons, steel for level 3 weapons and any armor, rough oridecon for level 4 weapons. Be sure to carry these ores with you, especially the steel.

**Cart Revolution:** Deals aoe damage, you mainly want to use it for applying status effects and mail breaker/sword breaker's effects(in case the server have these weapons).

**Adrenaline Rush:** Increases aspd when using axe or mace type weapons for you by 30% and for your party by 20%. Your monks may benefit from this.

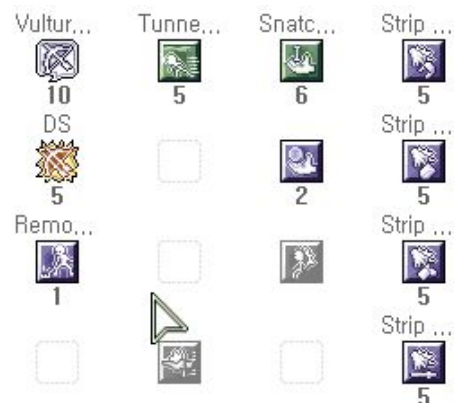
**Power Thrust:** Increases atk by 25% for all party members. Adds a chance to break weapons on every attack. Very nice for Knights but won't help asura strike damage.

Stats and Gear change depends on each server and personal preferences.

# Rogue

## Gears/Stats

- **Top Headgear:** Poo Poo Hat - Ribbon [Nightmare]
- **Mid Headgear:** Sunglasses [Nightmare] - Alarm Mask
- **Low Headgear:**
- **Armor:** Thief Clothes [Marc] - [Evil Druid]
- **Weapon:** Unarmed  
Composite Bow [Requiem] - [Plankton]
- **Shield:** Buckler [Thara Frog]
- **Garment:** Manteau [Raydric]
- **Footgear:** Boots [Matyr]
- **Accessory:** Glove [Zerom]
- **Accessory:** Glove [Zerom]



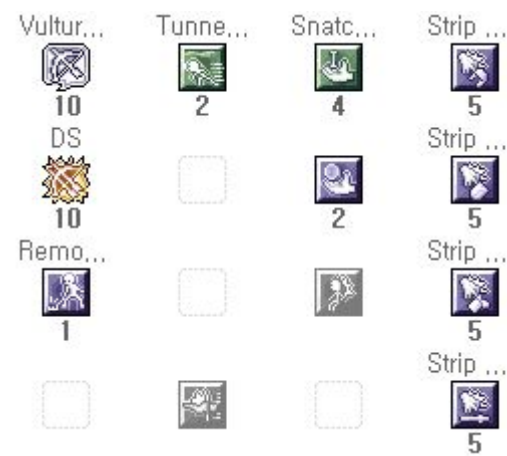
hard leveling

Status			
Str	1 +16	2	Atk 42+0 Def 38+97
Agi	34 +21	5	Matk 19~24 Mdef 0+15
Vit	91+6	11	Hit 233 Flee 194+1
Int	1 +14	2	Critical 1 Aspd 173
Dex	99+25	0	Status Point 0
Luk	1	2	Guild

Equipment		
General	Costume	Title
Poo Poo Hat (head)		Alarm Mask
Alarm Mask		+7 Unfrozen Thief Clothes
R-hand		+7 Cranial Buckler
+7 Immune Manteau		+7 Green Boots
Nimble Glove (accessory)		Nimble Glove (accessory)

Get str instead of agi if u need more weight.



easier

## Gameplay

**Divest Helm, Shield, Armor, Weapon:** Has a chance based on dex(yours and theirs) to strip an opponent of a piece of gear, unequipping it and placing a debuff on them for a few minutes. Robbing someone of their shield removes their 30% damage reduction, taking away their armor allows them to be frozen, removing their weapon stops most of their damage. When they are chemically protected they will be able to ignore you.

**Hiding:** Burrow underground, becoming invisible, avoiding aoe damage, and avoiding skills like Azura. Earth spike and heaven's drive will still hit you.

**Remove Trap:** Use this skill to let your guild bypass a hunter's line of ankle snares.

**Double Strafe:** Use this skill to interrupt casts or cause status effects.